

Mapping the knowledge of machine learning in pharmacy: a scientometric analysis in CiteSpace and VOSviewer

Min Bai^{1,2}, Yajun Shi¹, Na Cui^{1,2}, Yucheng Liao², Chao Zhao², Shanshan Cao², Kexin Sun², Na Jia², Jingwen Wang², Weiliang Ye³, and Yi Ding²

Cite this article: Bai M, Shi YJ, Cui N, Liao YC, Zhao C, Cao SS, Sun KX, Jia N, Wang JW, Ye WL et al: Mapping the knowledge of machine learning in pharmacy: a scientometric analysis in CiteSpace and VOSviewer. *Asia-Pac J Pharmacother Toxicol* 2022; 2: 1-10. <https://doi.org/10.32948/ajpt.2022.12.10>

Abstract

Background To systematically analyze the knowledge mapping of global development trends and display the status quo, intellectual base and hotspots in ML.

Methods We searched for scientific publications related to the application of machine learning (ML) in pharmacy from 1970 to 2021 in the Web of Science Core Collection (WoSCC) on February 22, 2022. CiteSpace and VOSviewer were used for analyzing key features of the application of ML in pharmacy searches, including annual output, countries, organizations, journals, authors, references, research hotspots, and frontiers.

Results A total of 13677 studies were extracted as published between 1970 and 2021. Our results suggested that increased numbers of researchers paid more attention to ML applications in pharmacy during this period. Research collaboration was close enough between research countries, organizations and authors. The United States was the country of highest production. California System ranked at the first. Journal of Chemical Information and Modeling published the most studies. Schneider G participated in the highest number of studies. Publication "Breiman L, 2001, Mach Learn, V45, P5" was the one with the highest co-citation number. Research hotspots and frontiers included neural network (NN), artificial neural network (ANN) and deep learning (DL).

Conclusion The amount of researches related to ML applications in pharmacy increased from 1990. NN, ANN, and DL were the recent research focuses, therefore more attentions were needed in those research fields.

Key words artificial intelligence, machine learning, deep learning, neural network, pharmacy

1. Department of Pharmacology, Shaanxi University of Traditional Chinese medicine, Xianyang 712046, China.

2. Department of Pharmacy, Xijing Hospital, Fourth Military Medical University, Xi'an 710032, China.

3. Department of Pharmaceutics, School of Pharmacy, Fourth Military Medical University, Xi'an 710032, China.

Correspondence: Jingwen Wang (Department of Pharmacy, Xijing Hospital, Fourth Military Medical University, Xi'an 710032, China; E-mail: wangjingwen8021@163.com); Weiliang Ye (Department of Pharmaceutics, School of Pharmacy, Fourth Military Medical University, Xi'an 710032, China; E-mail: yaojixue@fmmu.edu.cn) and Yi Ding (Department of Pharmacy, Xijing Hospital, Fourth Military Medical University, Xi'an 710032, China; E-mail: dingyi.007@163.com).

Introduction

ML is the central concept of artificial intelligence (AI) and the primary method for computers intelligent training. ML is the scientific discipline that focuses on how computers learn from data, describing the capacity of systems to learn from training data for specific problems to automate the process of analytical model building and solve related tasks [1]. It arises at the intersection of statistics and computer science [2]. ML produces effective improvements in learning efficiencies using knowledge structures of the existing content. ML was invented by Arthur Samuel in 1959 [3]. Since the 1950s, the idea of ML included abstraction of concepts from data and the application of the concepts to yet unseen situations [4].

So far, a flood of literatures on the ML applications in pharmacy with different focuses have been conducted. A novel neural network is presented for the identification of the functional mechanisms for design optimization [5]. ML models are also established for structurally complex or pharmaceutically relevant molecules, that are potentially able to enable significant accelerations in the simulation of large molecules [6]. Currently, ML is studied most in three main areas, including cheminformatics, computational genomics and biomedical imaging [7]. However, relevant literatures are numerous and disjointed, with no visual or quantitative analysis. Meanwhile, the lack of systematic review of the overall research causes the ambiguity of the overall situation of this research field. No ML-related bibliometric analysis in pharmacy has been conducted previously. Therefore, summarization and analyzation of the ML application of in the field of pharmacy is urgently needed.

CiteSpace and VOSviewer are commonly used visual knowledge map analysis tools. Using quantitative analysis of patterns in the scientific publications, bibliometric analysis is widely applied for the organization of knowledge structures and exploration of research trends in various research fields [8, 9]. In this study, the literature on the ML application in pharmacy in the recent 50 years (from 1970 to 2021) in Web of Science (WoS) was visualized and analyzed by the knowledge map. CiteSpace and VOSviewer were applied for the analysis of the key features, including annual

output, countries, organizations, journals, authors, references and keywords of the ML-related researches. Subsequently, the research hotspots and frontiers of ML-related researches in pharmacy were summarized. Finally, the future research in this field was prospected.

Materials and methods

Data sources

All data were collected from the advanced search in the WoSCC, including Science Citation Index (SCI)-EXPANDED and Social Science Citation Index (SSCI). The search formula was as follow: TS= (artificial intelligence OR deep learning OR machine learning OR neural network) and TS= (medication* OR drug* OR pharm*). The time span was set as "All years (from 1970 to 2021)". Types of researches were limited to articles and reviews published in English, while the documents type was set as Article. To avoid bias, all data were collected on February 22, 2022. All documents were saved as txt format.

Analysis method

CiteSpace (5.7.R2) and VOSviewer (1.6.16) were used to conduct visual analysis on the research of ML in the direction of medicine, and also to obtain the research knowledge base, research hotspots and cutting-edge changes in this field. Parameters of CiteSpace included: time slicing (1970–2022) years per slice (1), term source (all selection), links (strength: cosine, scope: within slices), selection criteria (50), pruning (pathfinder and pruning slice networks) and visualization (cluster view-static and show merged network). VOSviewer was used for map creation according to the network data, visualization and exploration of the maps, and also the implementation of network visualization analysis. Parameters used in VOSviewer included: counting method (full counting). The maps of visualization network were displayed as nodes and links. Different nodes represented features including countries, organizations, authors, references and keywords. Different links between nodes represented relationships of the collaboration/

Table 1. The top 10 countries and organizations participating in ML in pharmacy studies.

Rank	Country	Count	Organization	Count
1	United States	4119	University of California System	429
2	China	1772	Harvard University	379
3	England	1102	University of London	286
4	Germany	908	Chinese Academy of Sciences	221
5	Italy	516	University of Texas System	182
6	Canada	484	Institut National De La Sante Et De La Recherche Medicale	187
7	Japan	474	Pennsylvania Commonwealth System of Higher Education	158
8	Spain	468	National Institutes of Health	216
9	France	450	University of Cambridge	179
10	Switzerland	376	Centre National De La Recherche Scientifique	204

Table 2. The top 10 journals publishing on the application of ML in pharmacy studies.

Rank	Journal	Count	IF2020#	Q*
1	Journal of Chemical Information and Modeling	280	4.549	Q1
2	PLOS ONE	249	2.740	Q2
3	Scientific Reports	191	3.998	Q1
4	BMC Bioinformatics	166	3.242	Q2
5	Bioinformatics	108	5.610	Q1
6	Journal of Biomedical Informatics	86	3.526	Q2
7	Journal of Cheminformatics	86	5.318	Q3
8	IEEE Access	85	3.745	Q1
9	Molecular Informatics	85	2.741	Q4
10	Molecules	83	3.267	Q2

#IF: Impact Factor; *Q: Quartile in Category.

cooccurrence and co-citations. The color of the nodes and lines indicated various clusters. The circle of nodes indicated centrality. Nodes demonstrated high centrality were considered as the turning points or pivotal points of the research field.

Data analysis

WoSCC-based literature analysis was used for general data research, including annual output, countries, organizations, journals, authors, references and keywords. Followed by that, VOSviewer software was used for the identification of the

countries, organizations, journals, authors, references and research cooperation. Finally, CiteSpace software was used to identify research hotspots and frontiers via co-word network analysis of the keywords.

Results

Annual Growth Trend of Publications

A total number of 13677 publications related to ML application in pharmacy from 1970 to 2021 were extracted. The average annual

Table 3. The top 10 authors and co-cited references of shared decision-making studies.

Rank	Author	Count	Co-cited reference	Count
1	Schneider G	77	Breiman L, 2001, Mach Learn, V45, P5 [11]	455
2	Zhang Y	74	Cortes C, 1995, Mach Learn, V20, P273 [12]	455
3	Ekins S	58	Lecun Y, 2015, Nature, V521, P436 [24]	429
4	Gonzalez-Diaz H	52	Svetnik V, 2003, J Chem Inf Comp Sci, V43, P1947 [13]	412
5	Wang Y	49	Pedregosa F, 2011, J Mach Learn Res, V12, P2825 [14]	410
6	Li Y	45	Rogers D, 2010, J Chem Inf Model, V50, P742 [25]	394
7	Chen YZ	43	Gaulton A, 2012, Nucleic Acids Res, V40, Pd1100 [26]	392
8	Zhang L	43	Ma JS, 2015, J Chem Inf Model, V55, P263 [27]	384
9	Wang L	41	Weininger D, 1988, J Chem Inf Comp Sci, V28, P31 [28]	377
10	Wang J	39	Lipinski CA, 1997, Adv Drug Deliver Rev, V23, P3 [29]	368

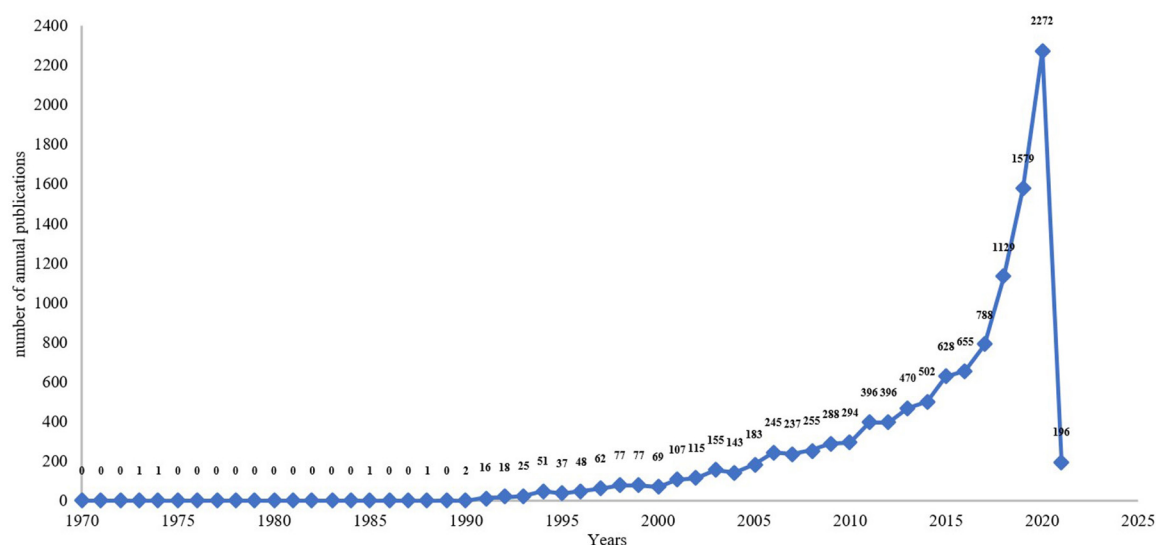


Figure 1. The number of annual publications in the Web of Science and published from 1970 to 2021.

output was 380 publications. Publications classified as articles (9663) accounted for 70.70% of the total publications. Reviews (1856 publications) accounted for 13.58% of the total publications. The publication distribution was displayed as in **Figure 1**. Researches related to ML application in pharmacy emerged during 1973 to 1990. Only 6 studies were published between 1970 and 1990. Meanwhile, 30 years later in 2020, the annual output was 2072 publications, which represented the largest annual increase in the number of publications. The earliest publication on the ML application in pharmacy indexed in WoS were published in 1973. The annual output ML-related researches demonstrated a significant increase trend between 1990 and 2021. This significant increase of related researches suggests that increased attentions had been attracted in this field globally, and also indicates that ML application in pharmacy would become a continues hotspot of

research.

Country and organization distribution

Table 1 lists the top 10 countries and organizations that contributed to ML application in pharmacy studies. In **Figure 2A**, the countries (30/126, 23.81%) with publication number ≥ 88 (Threshold=88) were subjected to the co-authorship network analysis. Size of the node represented the study numbers of corresponding country or organization. Each country contributed to at least 376 researches related to the ML application in pharmacy. Furthermore, 5 (United States, China, England, Germany and Italy) of these countries contributed to at least 516 researches. Moreover, close research cooperation occurred between several countries, such as between United States and China, England and Germany, and Italy and

Table 4. The top 20 keywords with strong burst strength in ML studies.

Rank	Keyword	Strength	Rank	Keyword	Strength
1	Neural network	150.81	11	Binding	21.81
2	Artificial neural network	69.00	12	Descriptor	21.03
3	Deep learning	58.66	13	Convolutional neural network	19.63
4	QSAR	41.90	14	QSPR	18.04
5	Support vector machine	38.93	15	ANN	17.98
6	FMRI	29.72	16	Working memory	17.93
7	Genetic algorithm	26.33	17	Aqueous solubility	17.28
8	Drug design	23.31	18	Functional connectivity	17.09
9	Partial least square	23.19	19	Molecular descriptor	16.79
10	Prefrontal cortex	22.06	20	Structure property relationship	15.35

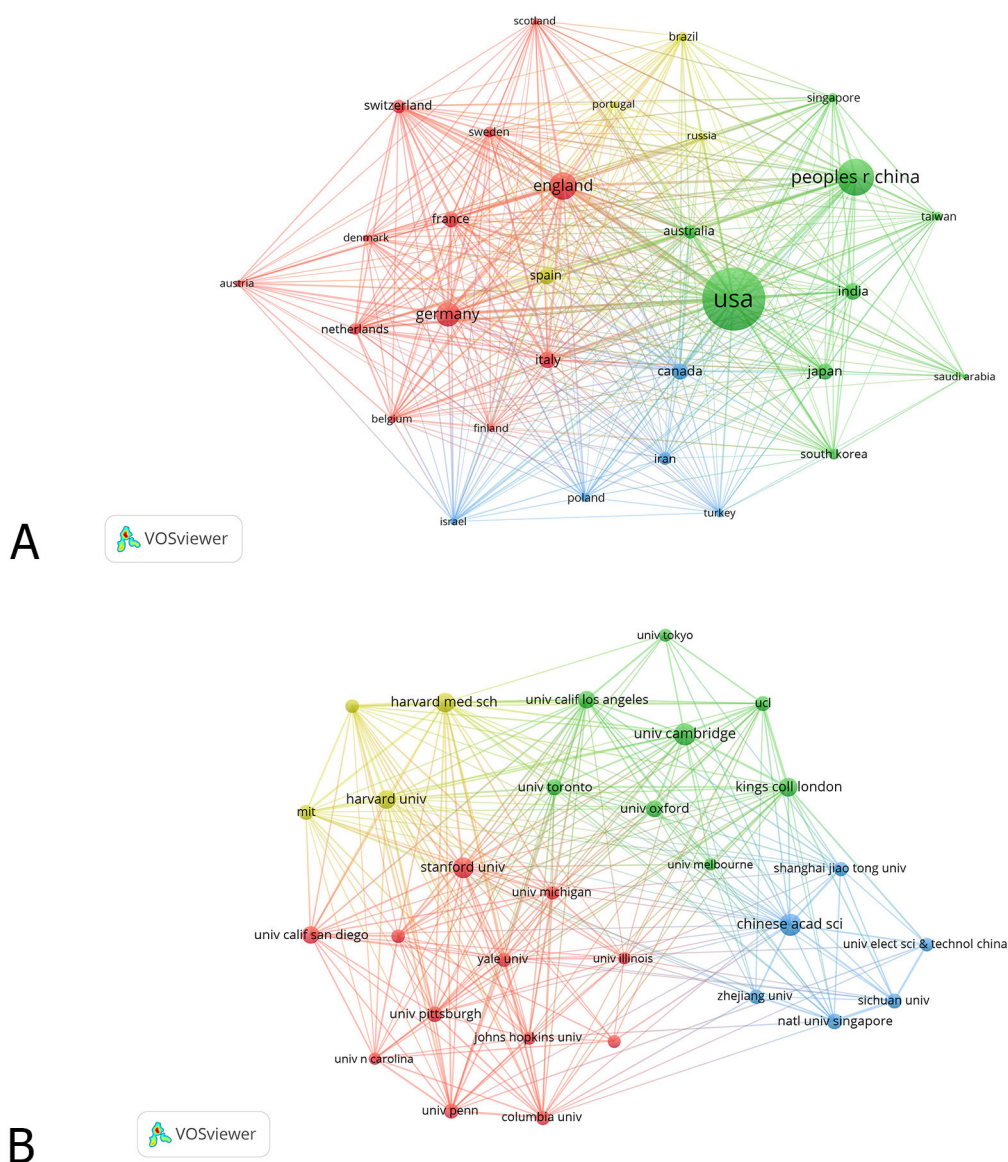


Figure 2. The distribution of countries (A) and organizations (B) participating in ML studies.

Spain. Among these countries, the United States contributed to the most researches (n=4119), followed by China (n=1772), England (n=1102), Germany (n=574), and Italy (n=516). As shown in **Figure 2B**, the organizations (30/8730, 0.34%) with the publication number ≥ 70 (Threshold=0) were subjected to co-authorship network analysis. Every organization participated in a minimum number of 204 ML-related researches. 5 organizations (University of California System, Harvard University, University of London, Chinese Academy of Sciences and University of Texas System) contributed to at least 182 studies. Close cooperation was also found between organizations, such as between Harvard Medical School and the University of Cambridge, Chinese Academy of Sciences and the University of Cambridge, and the University of California-San Francisco and Stanford University. In those organizations, University of California System ranked first by contributing to 429 researches. The following organizations were Harvard University, the University of London, Chinese Academy of Sciences, and the University of Texas System.

Journal distribution

All published ML-related researches extracted in our study were published in 8959 academic journals. **Table 2** lists the top 10 journals related to ML studies. In those 10 journals, a total number of 1463 ML-related researches were published, accounted for 12.7% of all studies extracted in this study. Journal of Chemical Information and Modeling published the highest number of researches. It was followed by PLOS ONE, Scientific Reports, BMC Bioinformatics, and Bioinformatics. The strength of link reflected the number of common cited references between two published researches and/or the number of published researches co-authored by researchers. As shown in **Figure 3**, the journals (30/2428, 1.24%) with the publication number ≥ 49 (T=49) were subjected to citation network map construction.

Author and co-cited Reference distribution

Table 3 lists the top 10 authors and co-cited references of ML-

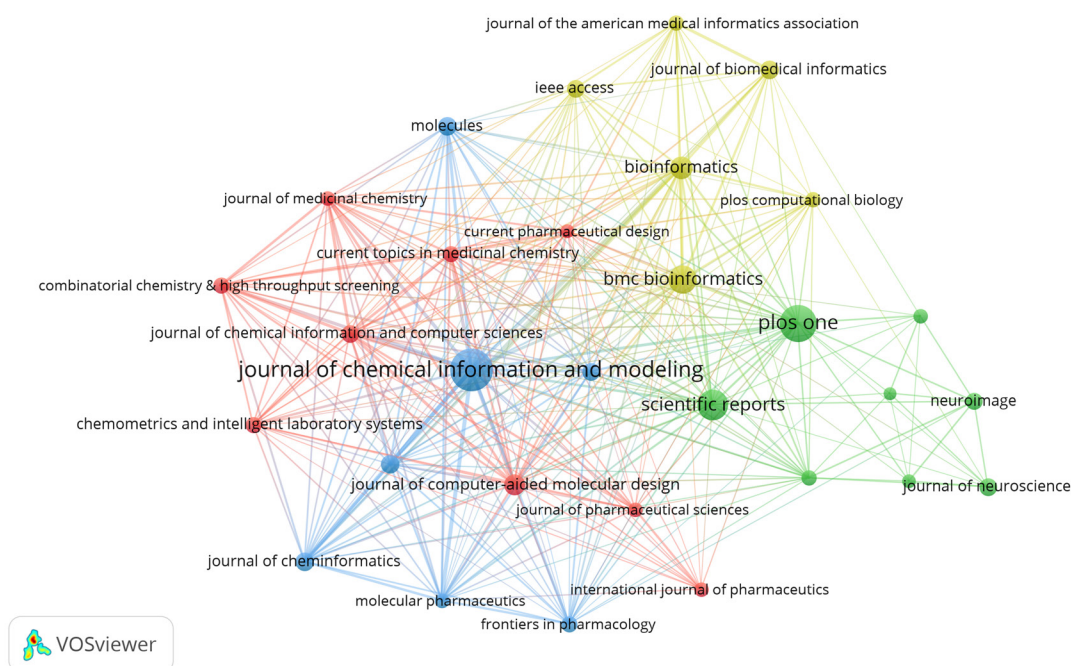


Figure 3. The distribution of journals participating in ML studies.

related researches. The links of co-authorship between researchers indicated the number of co-authorships of the researcher with another researcher. Co-cited references were defined as the publication that were jointly cited in another publication [10]. As shown in **Figure 4A**, the authors (30/46507, 0.06%) with the publication number ≥ 17 (Threshold=17) were subjected to citation network map analysis. In the results, we found that every author contributed to a minimum number of 39 ML-related researches. Of all the authors, 3 authors: Schneider G, Zhang Y and Ekins S contributed to at least 58 researches. Also, close cooperation was found between authors, including the cooperation between Schneider G and Gonzalez-Diaz H, Ekins S and Schneider G,

and Ekins S and Gonzalez-Diaz H. In those authors, Schneider G ranked first due to the highest number of contributed publications ($n=77$). The following authors were Zhang Y ($n=74$) and Ekins S ($n=58$).

In the analysis of co-cited references, we found that the top 10 references were cited by a minimum number of 368 publications. In all the top cited publications, five publications: Breiman L, 2001, Mach Learn, V45, P5; Cortes C, 1995, Mach Learn, V20, P273; Lecun Y, 2015, Nature, V521, P436; Svetnik V, 2003, J Chem Inf Comp Sci, V43, P1947; and Pedregosa F, 2011, J Mach Learn Res, V12, P2825 were cited by at least 410 publications. Publications entitled "Random Forests" by Breiman L [11] in the Journal of

Table 4. Anticancer screening results of plant leave extract on A375 cell line.

Cancer cell (A375)	Anticancer screening results – MTT assay			
	Conc. ($\mu\text{g/ml}$)	OD at 590nm	% Inhibition	IC ₅₀ ($\mu\text{g/ml}$)
Control	0	0.681 \pm 0.04	0.00	-
	10	0.659 \pm 0.02	3.32	
Leave extract	20	0.638 \pm 0.006	6.43	
	40	0.567 \pm 0.03	16.82	
	80	0.517 \pm 0.02	24.11	224.4
	160	0.421 \pm 0.04	38.20	
	320	0.300 \pm 0.01	55.97	

Experimental results are expressed as mean \pm SD. All measurements were replicated three times. The data were analyzed by an analysis of variance ($P < 0.05$).

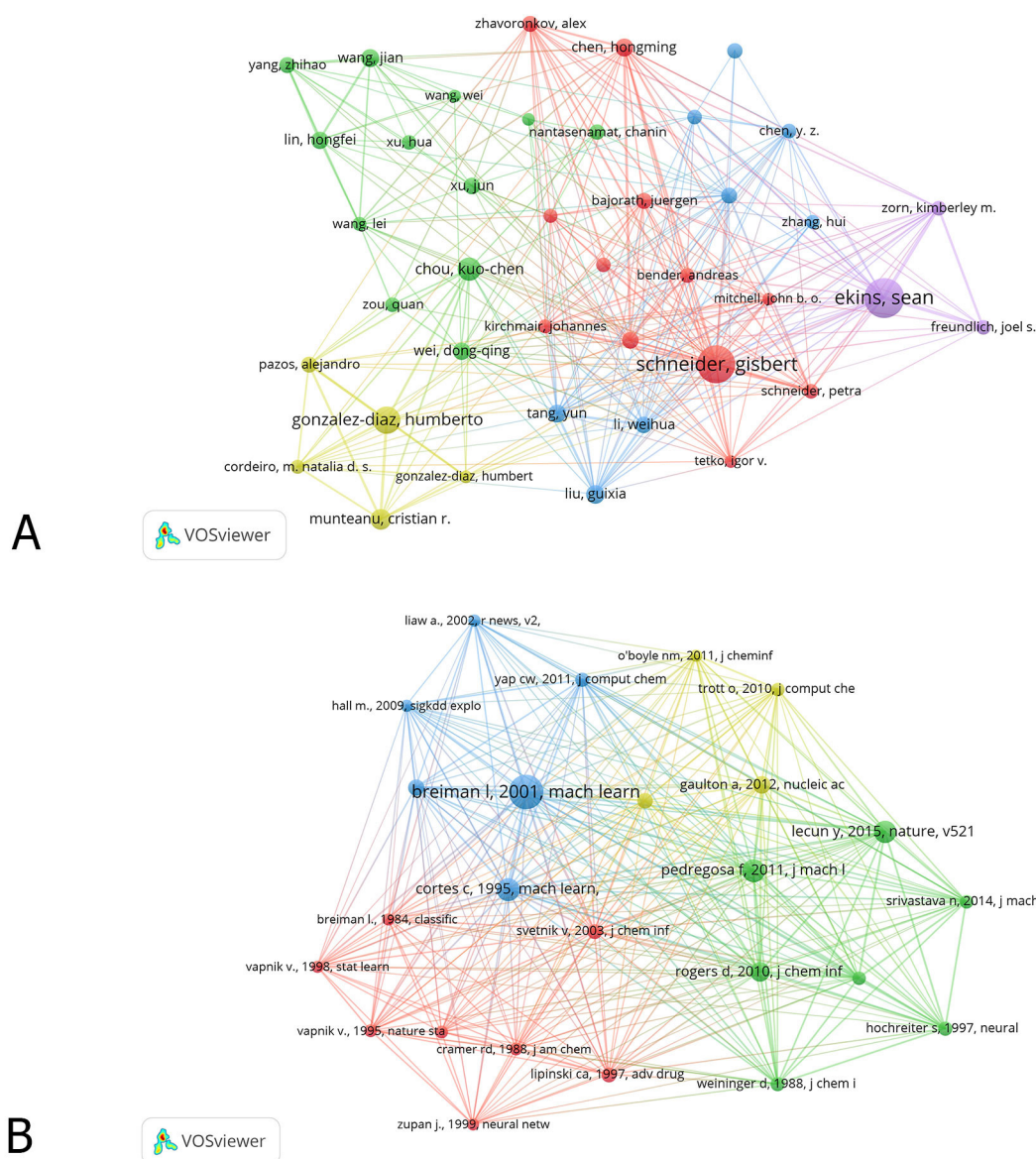


Figure 4. The distribution of authors (A) and Co-cited references (B) participating in ML studies.

Machine Learning, and “Support-Vector Networks” by Cortes C et al. [12] in the Journal of Machine Learning were publications with the highest co-cited number ($n=455$, $n=455$). It was followed by publications by Lecun Y et al. ADDIN in Nature ($n=429$), Svetnik V et al. [13] and Pedregosa F et al. [14] in Journal of Machine Learning Research ($n=412$). As shown in **Figure 4B**, the references (25/450998, 0.005%) with co-citations ≥ 146 (Threshold=146) were subjected to co-citation map analysis. We found that several references were jointly cited in publications, such as publications by Breiman L, 2001, Mach Learn, V45, P5; Cortes C, 1995, Mach Learn, V20, P273; and Lecun Y, 2015, Nature, V521, P436.

Co-words Analysis of Keyword

Keywords represent the core content and topics of the documents. Keywords potentially represented the research hotspots and frontiers during a certain period of time [10], and provided a sensible descriptions of the hotspots of the researches (attention paid by researchers focusing on related projects) [15]. Keywords with strong burst strength represented the potential hotspots

and frontiers in this research field during a certain time period. **Table 4** lists the top 20 keywords used in ML-related studies. We found that “QSAR” was the most popular keyword (41.90) by the strength, after removing the “Neural network” (150.81), “Artificial neural network” (69.00), and “Artificial neural network” (58.66). The top 20 keywords with the strongest citation bursts are presented in **Figure 5**. The term with the highest burst strength was “Neural network” ($n = 150.81$), which provided important insights and references for the trend and focus of later study.

As shown in **Figure 6**, keywords with strong burst strength explored by CiteSpace included artificial neural network, neural network, working memory, deep learning, convolutional neural network, descriptor, molecular descriptor, QSAR, QSPR and structure property relationship. NN, ANN, DL, QSAR and support vector machine demonstrated high ($N > 38$) burst strength. Moreover, keywords: “neural network” (2018-2022) and “deep learning” (2019-2022) were published in 2022. **Figure 6** illustrates the keyword cluster map of co-words in publications related to ML application in pharmacy. All keywords were categorized to 7 clusters: FMRI, genetic algorithm, drug discovery, genomics, deep

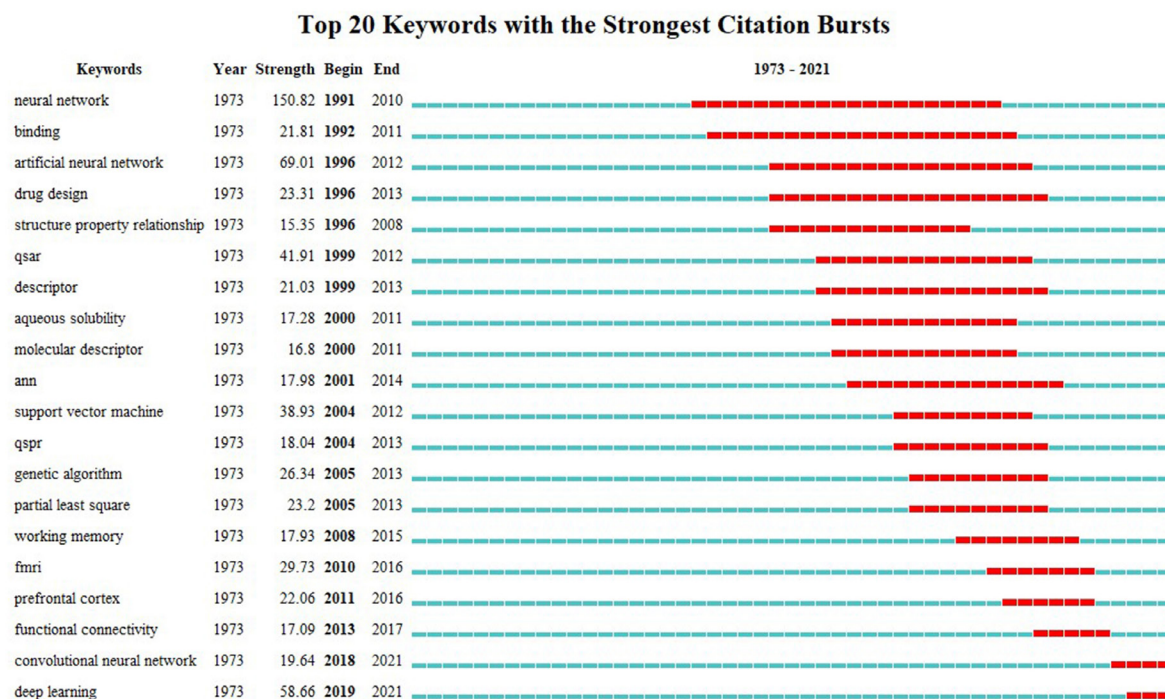


Figure 5. The citation burst of keywords in ML in pharmacy studies.

learning, etc.

Discussion

This study was the first bibliometric analysis for the trends and status on ML-related studies by using the scientific method of bibliometric analysis over the past 5 decades. The application of scientometric provides a clearer insight into the focuses and trends in research. The core countries, organizations, journals, authors, references, research hotspots and frontiers were then identified to provide reference for scientists in the ML field. During the past 50 years, the concepts and methods of ML were widely applied in various research fields. It became a research focus in drug discovery studies, attracting wide ranges of attentions globally [16]. Koromina M et al. reviewed the application of ML in the field of medicine and introduced the concept and algorithm of AI [17]. Moreover, Zhang et al. confirmed that the combination of bioactivity prediction based on ML and structure recognition assisted by ML further promoted the application of ML in the pharmaceutical field [16].

From 1990 to 2021, there was a rapid increase in the literature related to ML. United States occupied the leading position in this field. It was followed by China and England. Close cooperation between different countries, such as between United States and China, and England and Germany were found. The University of California System contributed to the highest number of researches, and was followed by Harvard University and the University of London. Meanwhile, close cooperation between these organizations was also found. Our results provided guidance for new researchers in cooperating with other organizations or research groups. Keywords with high burst were selected for further in-depth analysis: NN, ANN, and DL. ANN was also known as NN, which constituted collections of neurons and edges, and was originated from circuit studies [18]. ANN and other methods were used for the designing of pharmaceutical drugs [19]. It was also used to predict the size of nanoparticles prepared

by other polymers [20]. DL was a novel research area of ML. The overview and comparative studies of machine and deep learning (MDL)-based algorithms conducted by Wang et al. was considered as the most efficient and dependable method for the prediction [21]. DL provided opportunities for the discovery and development of innovative drugs [22]. The ability to use deep learning for the prediction of drug interactions with target proteins was critical to drug research and development [23]. Collectively, hotspots and frontiers of ML-related researches in pharmacy were summarized into 3 aspects: including concept, modeling and applications of ML and effect assessment. Moreover, more attention was needed in the recent research focuses revealed by keywords with strong and burst strength.

To our knowledge, this scientometric investigation is the first to identify and characterize associations with ML and pharmacy. Researchers can use this scientometric information to identify new directions of research and explore potential collaboration opportunities in the field. However, our study has several limitations like other scientometric studies. Firstly, all data used in this study were collected from WoS on February 22, 2022. With the continuous updating of WoSCC, newly published researches were missed in this work. Data of publications in 2022 was not accurate. Also, during the data extraction process, the searching keywords (including artificial intelligence, deep learning, machine learning, neural network, medication, drug and pharm) were only searched in the title, abstract and keywords, instead of in the full-text of the publications. Also, non-English publications were excluded from the analysis, causing possible source bias. Only articles and reviews were extracted in this study, therefore, publications including commentaries, patents, abstracts and thesis were excluded. Moreover, the document types of the publications labeled by WoS were potentially inaccurate. Furthermore, due to the limited number (3 to 10) of keywords in each publication, incomplete keyword extraction of several publications occurred in the bibliometric analysis, therefore led to the possible inaccuracy of the results. Finally, all analysis were limited within the

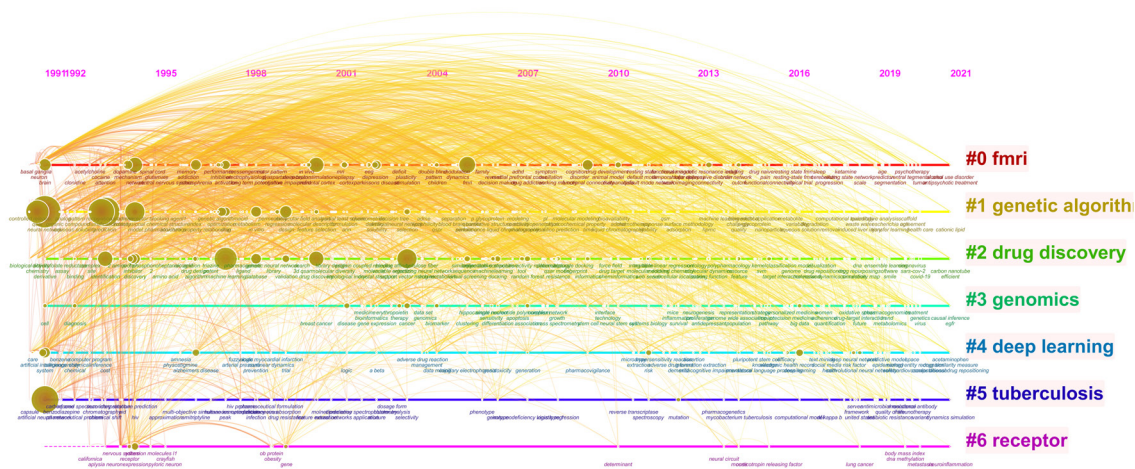


Figure 6. Clustering of keywords for application of ML in pharmacy.

WoSCC indexed journals, leading to the possible overlooking of publications that were not included in the WoSCC. These limitations may be better addressed in future similar studies. Despite these limitations, the findings are still considered to be an effective reference for the application of ML in pharmacy.

Conclusion

In this work, we conducted a bibliometric study to identify the main research lines of ML-related studies, and mapped research hotspots and global trends in this field. We comprehensively analyzed the overall trends and status of ML-related researches in the past 5 decades using scientific methods of bibliometric analysis. Quantitative and qualitative methods are used to construct an overall view of the development of ML-related research, which provides potential guidance for the researchers of ML-related studies. Through a systematic study of the WoS, the study identified the core countries, organizations, authors, journals and research focuses of ML-related studies, and provided references for researchers of this field.

Acknowledgments

This study was supported by the National Natural Science Foundation of China (Nos. 82274313, 82204761 and 81901869).

Ethics approval and consent to participate

None.

Funding

Not applicable.

Author contributions

Yi Ding, Weiliang Ye and Jingwen Wang conceived of the study and supported the funding. Min Bai, Na Cui, and Yucheng Liao

collected data, analyzed the results, and drafted the manuscript. Chao Zhao, Cao Shanshan, Kexin Sun, and Na Jia participated in its design and coordination. All authors read and approved the final manuscript.

Competing interests

All authors declare no competing interests. None of the authors has a financial conflict of interest related to this study.

References

1. Janiesch C, Zschech P, Heinrich K: Machine learning and deep learning. *Electronic Markets* 2021, 31: 685-695.
2. Deo RC: Machine Learning in Medicine. *Circulation* 2015, 132(20): 1920-1930.
3. Handelman GS, Kok HK, Chandra RV, Razavi AH, Lee MJ, Asadi H: eDoctor: machine learning and the future of medicine. *J Intern Med* 2018, 284(6): 603-619.
4. Saheb T, Saheb M: Analyzing and Visualizing Knowledge Structures of Health Informatics from 1974 to 2018: A Bibliometric and Social Network Analysis. *Healthc Inform Res* 2019, 25(2): 61-72.
5. Grear T, Avery C, Patterson J, Jacobs DJ: Molecular function recognition by supervised projection pursuit machine learning. *Sci Rep* 2021, 11(1): 4247.
6. Rupp M, Bauer MR, Wilcken R, Lange A, Reutlinger M, Boeckler FM, Schneider G: Machine Learning Estimates of Natural Product Conformational Energies. *Plos Computational Biology* 2014, 10(1): e1003400.
7. Siegismund D, Tolkachev V, Heyse S, Sick B, Duerr O, Steigele S: Developing Deep Learning Applications for Life Science and Pharma Industry. *Drug Res (Stuttg)* 2018, 68(6): 305-310.
8. Chen C, Dubin R, Kim MC: Emerging trends and new developments in regenerative medicine: a scientometric update (2000 - 2014). *Expert Opin Biol Ther* 2014, 14(9): 1295-1317.
9. Chen C: Searching for intellectual turning points: progressive knowledge domain visualization. *Proc Natl Acad Sci USA* 2004, 101 Suppl 1: 5303-5310.

10. Lu C, Li X, Yang K: Trends in Shared Decision-Making Studies From 2009 to 2018: A Bibliometric Analysis. *Front Public Health* 2019, 7: 384.
11. Lipinski CA, Lombardo F, Dominy BW, Feeney PJ: Experimental and computational approaches to estimate solubility and permeability in drug discovery and development settings. *Adv Drug Deliv Rev* 2001, 46(1-3): 3-26.
12. C. C: Support-Vector Networks. *Machine Learning* 1995, 20(3): 273-297.
13. Svetnik V, Liaw A, Tong C, Culberson JC, Sheridan RP, Feuston BP: Random forest: a classification and regression tool for compound classification and QSAR modeling. *J Chem Inf Comput Sci* 2003, 43(6): 1947-1958.
14. Pedregosa F, Varoquaux G, Gramfort A, Michel V, Thirion B, Grisel O, Blondel M, Prettenhofer P, Weiss R, Dubourg V et al: Scikit-learn: Machine Learning in Python. *J Mach Learn Res* 2011, 12: 2825-2830.
15. Romero L, Portillo-Salido E: Trends in Sigma-1 Receptor Research: A 25-Year Bibliometric Analysis. *Front Pharmacol* 2019, 10: 564.
16. Zhang RH, Li XL, Zhang XJ, Qin HY, Xiao WL: Machine learning approaches for elucidating the biological effects of natural products. *Nat Prod Rep* 2021, 38(2): 346-361.
17. Koromina M, Pandi MT, Patrinos GP: Rethinking Drug Repositioning and Development with Artificial Intelligence, Machine Learning, and Omics. *OMICS* 2019, 23(11): 539-548.
18. Badillo S, Banfai B, Birzele F, Davydov, II, Hutchinson L, Kam-Thong T, Siebourg-Polster J, Steiert B, Zhang JD: An Introduction to Machine Learning. *Clin Pharmacol Ther* 2020, 107(4): 871-885.
19. Zarkogianni K, Athanasiou M, Thanopoulou AC, Nikita KS: Comparison of Machine Learning Approaches Toward Assessing the Risk of Developing Cardiovascular Disease as a Long-Term Diabetes Complication. *IEEE J Biomed Health Inform* 2018, 22(5): 1637-1647.
20. Youshia J, Ali ME, Lamprecht A: Artificial neural network based particle size prediction of polymeric nanoparticles. *Eur J Pharm Biopharm* 2017, 119: 333-342.
21. Wang J, Zhang X, Cheng L, Luo Y: An overview and metanalysis of machine and deep learning-based CRISPR gRNA design tools. *RNA Biol* 2020, 17(1): 13-22.
22. Yang X, Wang YF, Byrne R, Schneider G, Yang SY: Concepts of Artificial Intelligence for Computer-Assisted Drug Discovery. *Chemical Reviews* 2019, 119(18): 10520-10594.
23. Xie LW, He S, Song XY, Bo XC, Zhang ZN: Deep learning-based transcriptome data classification for drug-target interaction prediction. *Bmc Genomics* 2018, 19(Suppl 7): 667.
24. LeCun Y, Bengio Y, Hinton G: Deep learning. *Nature* 2015, 521(7553): 436-444.
25. Rogers D, Hahn M: Extended-Connectivity Fingerprints. *J Chem Inf Model* 2010, 50(5): 742-754.
26. Gaulton A, Bellis LJ, Bento AP, Chambers J, Davies M, Hersey A, Light Y, McGlinchey S, Michalovich D, Al-Lazikani B et al: ChEMBL: a large-scale bioactivity database for drug discovery. *Nucleic Acids Res* 2012, 40(Database issue): D1100-1107.
27. Ma JS, Sheridan RP, Liaw A, Dahl GE, Svetnik V: Deep Neural Nets as a Method for Quantitative Structure-Activity Relationships. *J Chem Inf Model* 2015, 55(2): 263-274.
28. Weininger D: SMILES, a chemical language and information system. 1. Introduction to methodology and encoding rules. *J Chem Info Comp Sci* 1988, 28(1): 31-35.
29. Lipinski CA, Lombardo F, Dominy BW, Feeney PJ: Experimental and computational approaches to estimate solubility and permeability in drug discovery and development settings. *Adv Drug Deliv Rev* 1997, 46(1-3): 3-26.